

AIRO.Metal Folding Table

Assembly Instructions Please keep for future reference

AIRO-BT-AW16-A

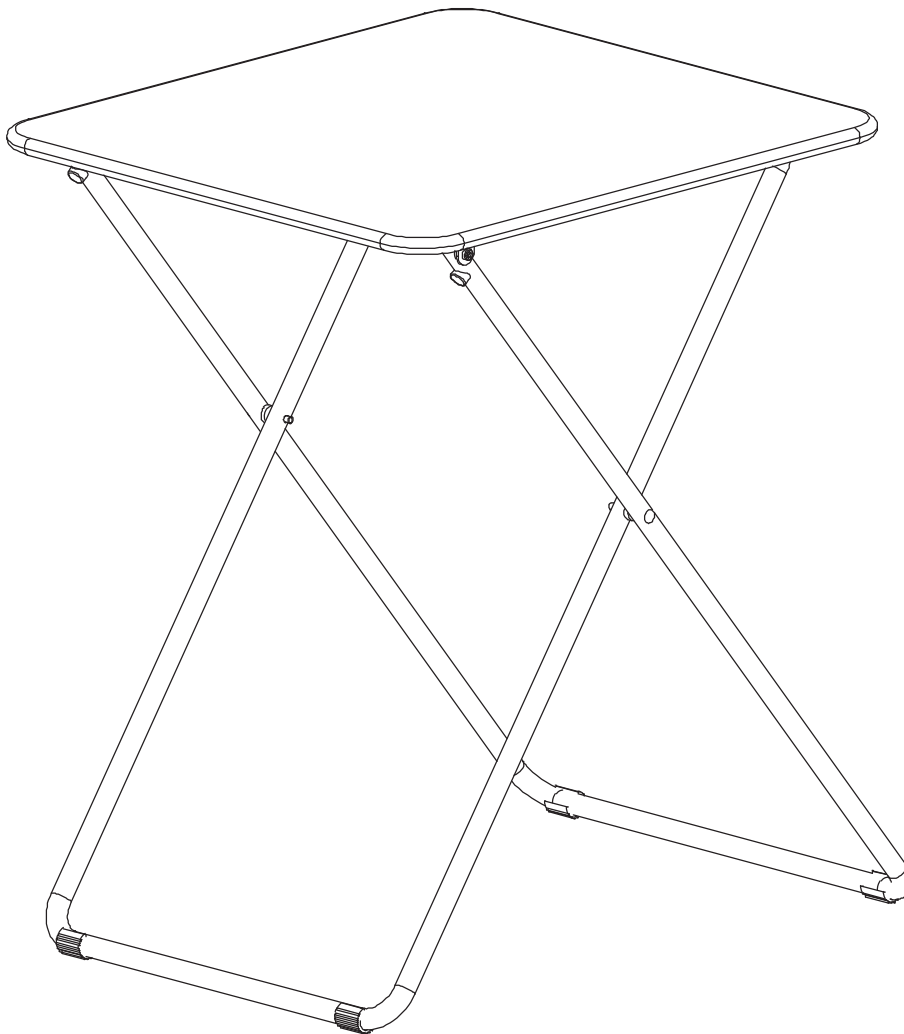
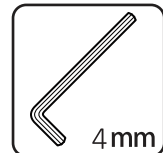
Dimensions

Width - 60cm

Depth - 55cm

Height - 74.5cm

Tools required



Important– Please read these instructions before assembly

If you need help or have damaged or missing parts, email:
customerservices@habitat.co.uk or call: **0344 499 4686**

habitat 



Safety and Care Advice

Important – Please read these instructions fully before starting assembly

Check you have all the components and tools listed on the front cover and pages 2 - 3.

Remove all fittings from the plastic bags and separate them into their groups.

Keep children and animals away from the work area, small parts could choke if swallowed.

Make sure you have enough space to layout the parts before starting.

Do not stand or put weight on the product, this could cause damage.

Assemble the item as close to its final position (in the same room) as possible.

Do not place furniture directly in front of radiators, fires or any other source of heat.



Assemble on a soft level surface to avoid damaging the unit or your floor.



We do not recommend the use of power drill/drivers **for inserting screws**, as this could


damage the unit. Only use hand screwdrivers.

General care and maintenance

Only clean using a damp cloth and mild detergent, do not use bleach or abrasive cleaners.

From time to time check that there are no loose screws on this unit.

This product should not be discarded with household waste. Take to your local authority waste disposal centre.



The AIRO Folding Table is suitable indoor use only.

General information

If for any reason you should have problems with your Habitat product, please contact the store from which you purchased it.

Please retain your receipt as proof of purchase.

If you have any comments or suggestions regarding this product, assembly instructions or service

received, please contact the store or Habitat Head Office via its web site: www.habitat.co.uk

or write directly to: Habitat Retail Ltd.
489-499 Avebury Boulevard,
Milton Keynes MK9 2NW

Assembly Instructions


If you need help or have damaged or missing parts, email: customerservices@habitat.co.uk or call: 0344 499 4686

Please check you have all the panels listed below

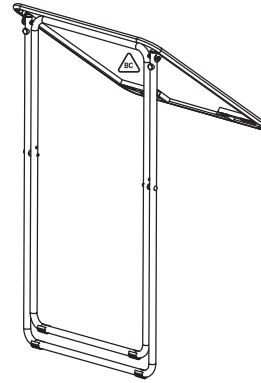


Note: There are 'Batch Code' labels where shown on the indicated items, these should be retained.

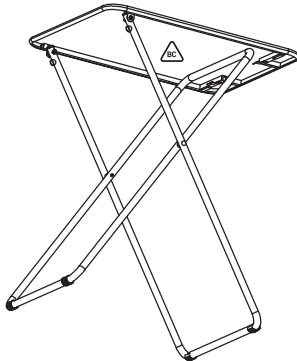
Step 1



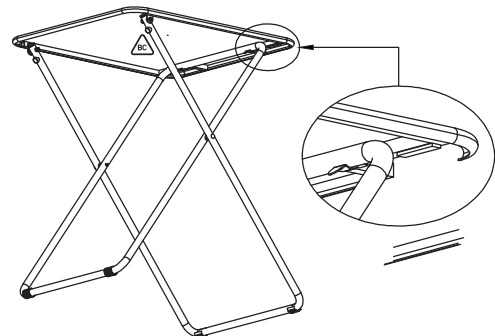
Step 2



Step 3



Step 4



Please ensure folding leg frame is securely engaged in both clips before using table.

Step 5

